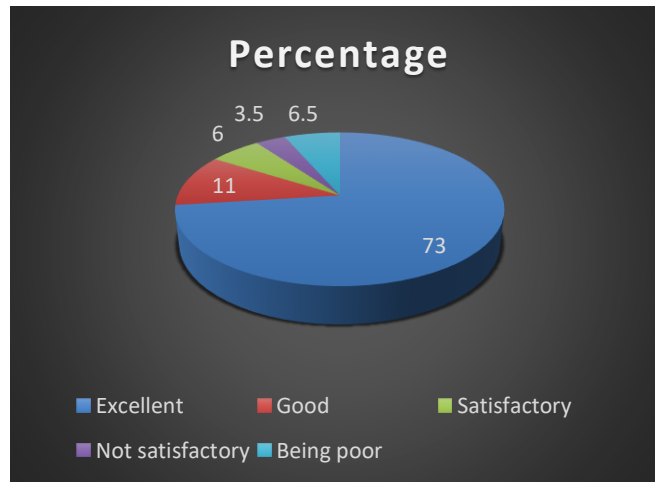


EMPLOYER FEEDBACK

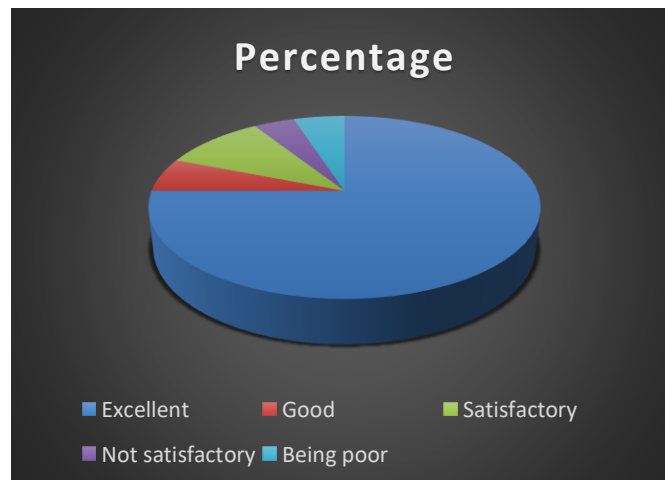
Q.1. How do you rate relevance of the courses in relation to the program?.

| Rating | Excellent | Good | Satisfactory | Not satisfactory | Being poor |
|------------|-----------|------|--------------|------------------|------------|
| Percentage | 73 | 11 | 6 | 3.50 | 6.50 |



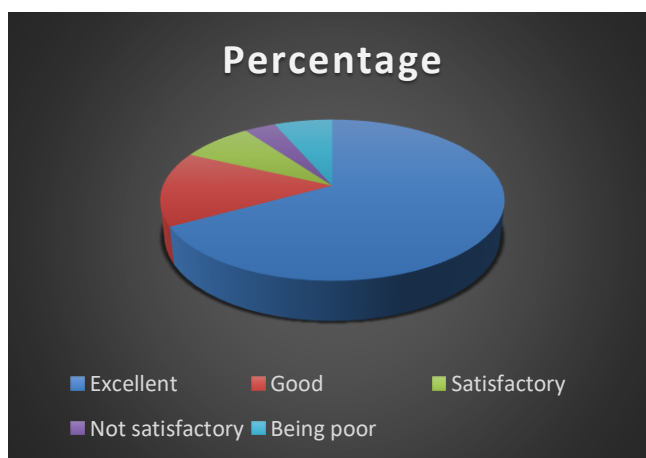
Q.2. How do you rate the sufficiency of the courses related to industry that are included in the program?

| Rating | Excellent | Good | Satisfactory | Not satisfactory | Being poor |
|------------|-----------|------|--------------|------------------|------------|
| Percentage | 75 | 6 | 10 | 4 | 5 |



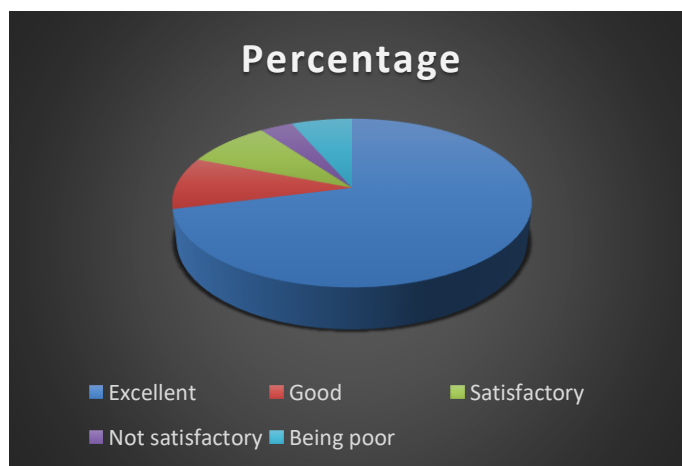
3. How do you rate the competencies in relation to the course content?

| Rating | Excellent | Good | Satisfactory | Not satisfactory | Being poor |
|------------|-----------|------|--------------|------------------|------------|
| Percentage | 67 | 15 | 8 | 3.5 | 6.5 |



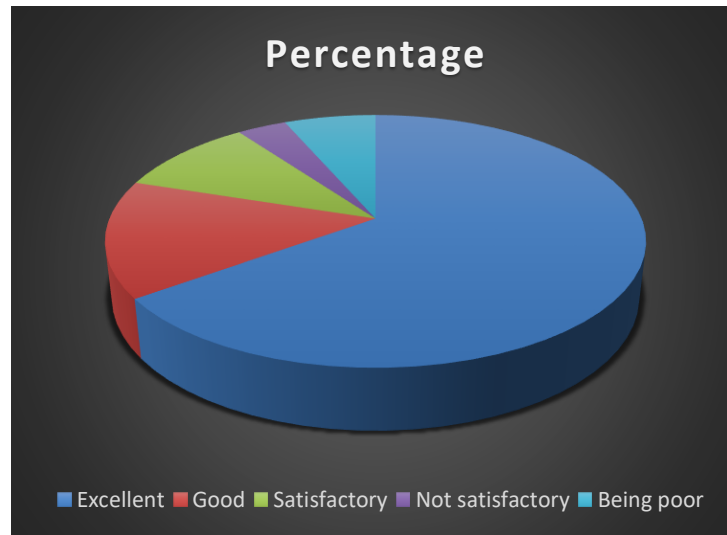
4. How do you rate the sequence of the units in the syllabus?

| Rating | Excellent | Good | Satisfactory | Not satisfactory | Being poor |
|------------|-----------|------|--------------|------------------|------------|
| Percentage | 71 | 10 | 9 | 3.5 | 6.5 |



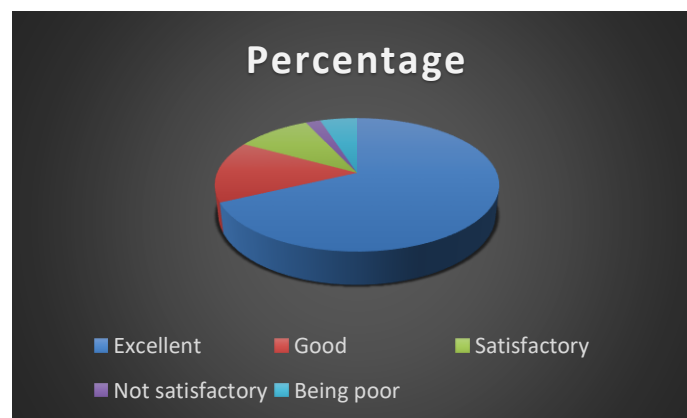
5. How do you rate the relevance of the topics to the Industry?

| Rating | Excellent | Good | Satisfactory | Not satisfactory | Being poor |
|------------|-----------|------|--------------|------------------|------------|
| Percentage | 65 | 15 | 10 | 3.50 | 6.50 |



6. Rate the offering of the in relation to the specialization streams?

| Rating | Excellent | Good | Satisfactory | Not satisfactory | Being poor |
|------------|-----------|------|--------------|------------------|------------|
| Percentage | 68 | 15 | 10 | 2 | 5 |



7. How do you rate the offering of the electives in relation to the Technological advancements?

| Rating | Excellent | Good | Satisfactory | Not satisfactory | Being poor |
|------------|-----------|------|--------------|------------------|------------|
| Percentage | 60 | 17 | 12 | 6 | 5 |



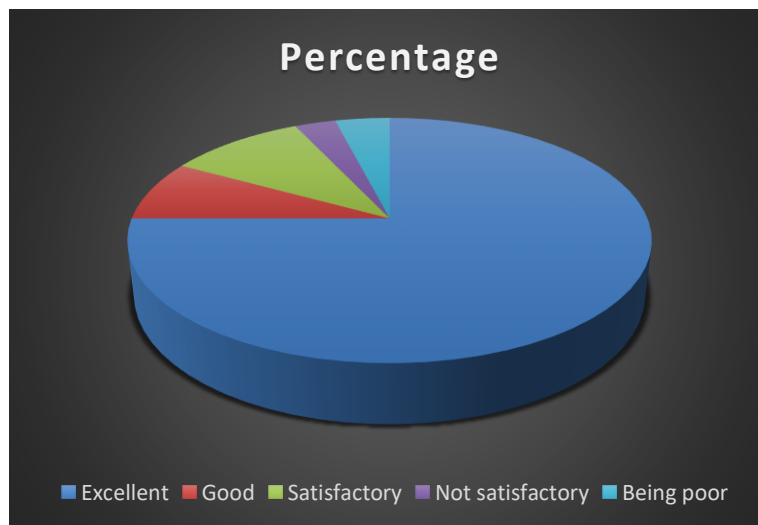
8. How do you rate the courses which are skills related suiting to the Industry included into the programs?

| Rating | Excellent | Good | Satisfactory | Not satisfactory | Being poor |
|------------|-----------|------|--------------|------------------|------------|
| Percentage | 80 | 6 | 10 | 2 | 2 |



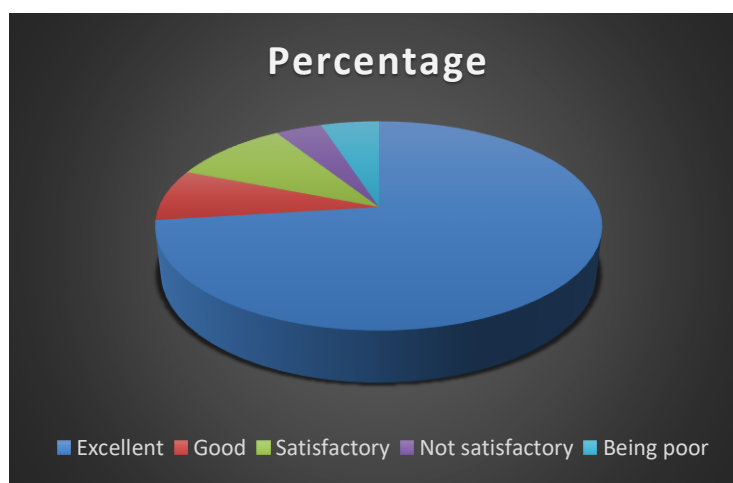
9. How do you rate the applicability of the domains and the tools used for designing the experiments in terms of existing practices in the Industry?

| Rating | Excellent | Good | Satisfactory | Not satisfactory | Being poor |
|------------|-----------|------|--------------|------------------|------------|
| Percentage | 75 | 8 | 10 | 3 | 4 |



10. How do you rate the experiments in terms of their relevance to the real life application?

| Rating | Excellent | Good | Satisfactory | Not satisfactory | Being poor |
|------------|-----------|------|--------------|------------------|------------|
| Percentage | 73 | 8 | 10 | 4 | 5 |



11. Would you like to consider our students for future employment

| | | |
|------------|-----|----|
| Rating | Yes | No |
| Percentage | 70 | 30 |

