

### TEACHER'S FEEDBACK ANALYSIS

We have received the feedbacks based on curriculum.

Q.1. How do you rate the sequence of the Courses provided in the curriculum?

| Rating     | Excellent | Good | Satisfactory | Not satisfactory | Being poor |
|------------|-----------|------|--------------|------------------|------------|
| Percentage | 75        | 15   | 5            | 3                | 2          |



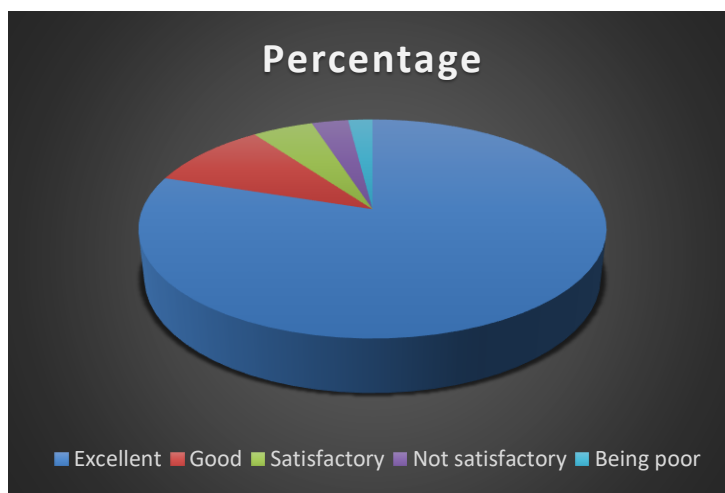
Q.2. How do you rate the syllabus of the courses in relation to the competencies expected out of the course?

| Rating     | Excellent | Good | Satisfactory | Not satisfactory | Being poor |
|------------|-----------|------|--------------|------------------|------------|
| Percentage | 83        | 6    | 4            | 4                | 3          |



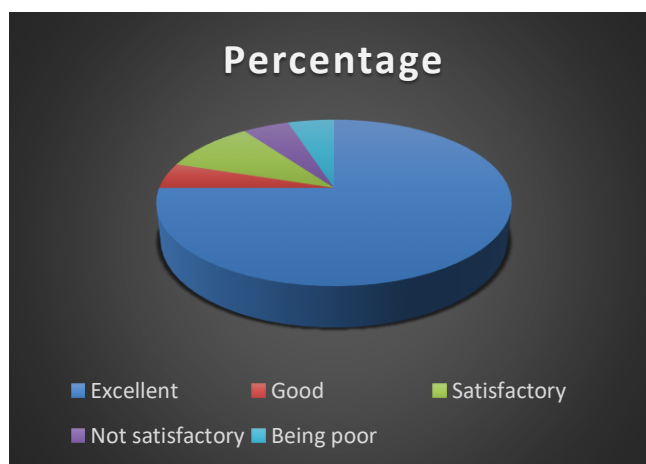
3. How do you rate the structure framed for entire program?

| Rating     | Excellent | Good | Satisfactory | Not satisfactory | Being poor |
|------------|-----------|------|--------------|------------------|------------|
| Percentage | 80        | 10   | 5            | 3                | 2          |



4. How do you rate the sequence of the units in the course?

| Rating     | Excellent | Good | Satisfactory | Not satisfactory | Being poor |
|------------|-----------|------|--------------|------------------|------------|
| Percentage | 75        | 5    | 10           | 5                | 5          |



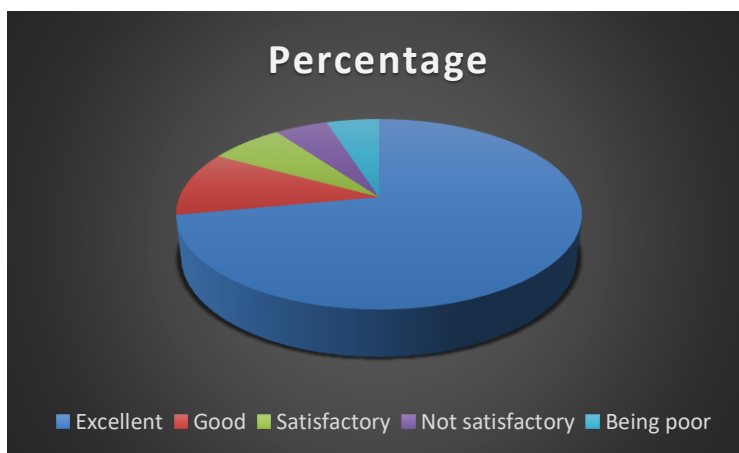
5. How do you rate the allocation of the credits to the courses?

| Rating     | Excellent | Good | Satisfactory | Not satisfactory | Being poor |
|------------|-----------|------|--------------|------------------|------------|
| Percentage | 55        | 16   | 9            | 10               | 10         |



6. How do you rate the distribution of the contact hours among the course components (L-T-P)?

| Rating     | Excellent | Good | Satisfactory | Not satisfactory | Being poor |
|------------|-----------|------|--------------|------------------|------------|
| Percentage | 72        | 11   | 7            | 5                | 5          |



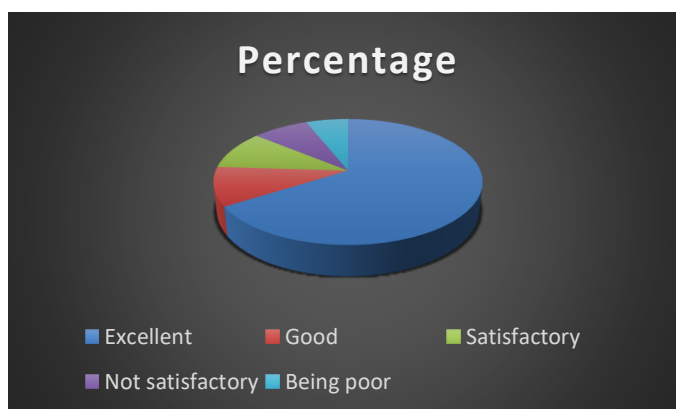
7. How do you rate the offering of the electives in terms of their relevance to the specialization streams?

| Rating     | Excellent | Good | Satisfactory | Not satisfactory | Being poor |
|------------|-----------|------|--------------|------------------|------------|
| Percentage | 80        | 5    | 6            | 3.5              | 5.5        |



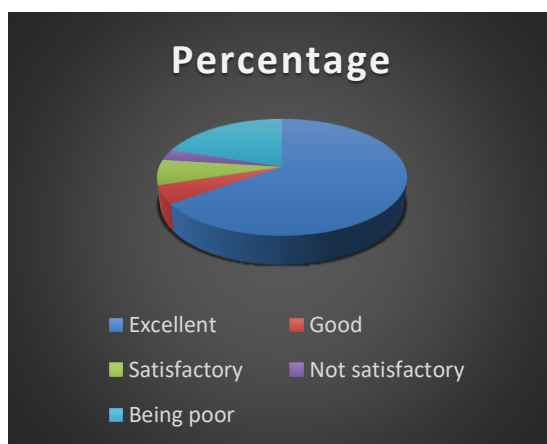
8. How do you rate the electives offered in relation to the Technological advancements?

| Rating     | Excellent | Good | Satisfactory | Not satisfactory | Being poor |
|------------|-----------|------|--------------|------------------|------------|
| Percentage | 66        | 10   | 10           | 8                | 6          |



9. How do you rate the relevance of the Text Books and reference books by their International recognition to the Courses?

| Rating     | Excellent | Good | Satisfactory | Not satisfactory | Being poor |
|------------|-----------|------|--------------|------------------|------------|
| Percentage | 65        | 5    | 7            | 3                | 20         |



10. How do you rate the sequence of the Courses that you have studied are in sequence to what you have studied in the previous semester?

| Rating     | Excellent | Good | Satisfactory | Not satisfactory | Being poor |
|------------|-----------|------|--------------|------------------|------------|
| Percentage | 85        | 5    | 5            | 2                | 3          |



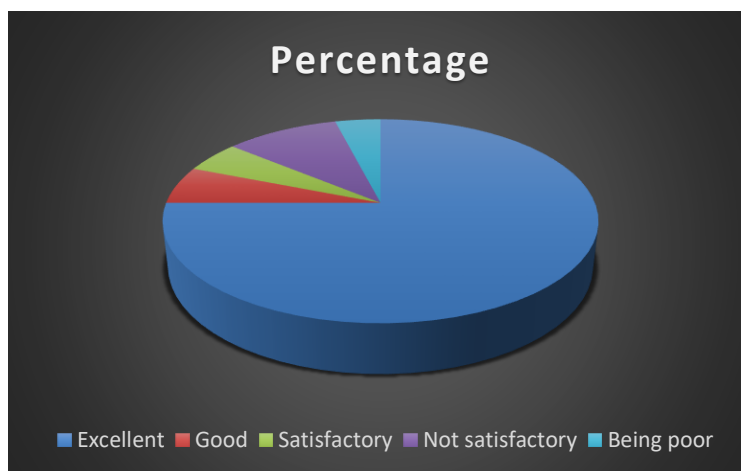
11. Rate the Size of syllabus in terms of the load on the student

| Rating     | Excellent | Good | Satisfactory | Not satisfactory | Being poor |
|------------|-----------|------|--------------|------------------|------------|
| Percentage | 70        | 11   | 5            | 9                | 5          |



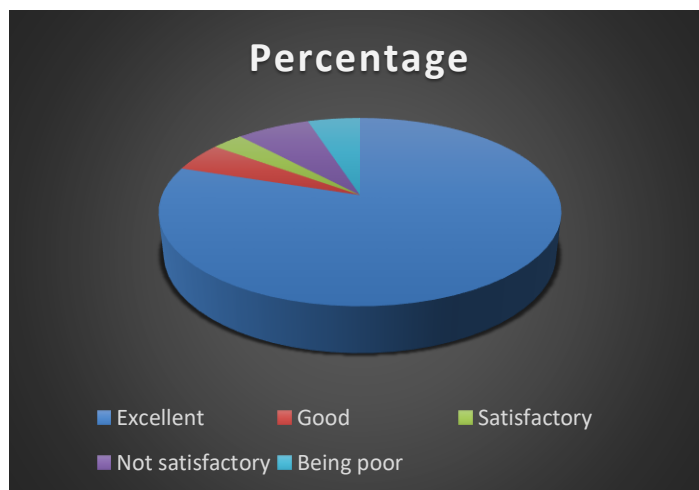
12. Rate the courses in terms of extra learning or self-learning considering the design of the courses

| Rating     | Excellent | Good | Satisfactory | Not satisfactory | Being poor |
|------------|-----------|------|--------------|------------------|------------|
| Percentage | 75        | 6    | 5            | 10               | 4          |



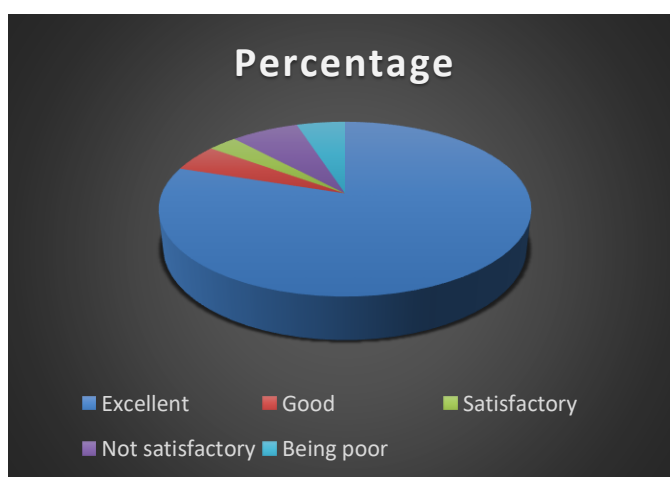
13. Rate the courses in terms of sequence of offering considering whether the preceding courses have been covered.

| Rating     | Excellent | Good | Satisfactory | Not satisfactory | Being poor |
|------------|-----------|------|--------------|------------------|------------|
| Percentage | 80        | 5    | 3            | 7                | 5          |



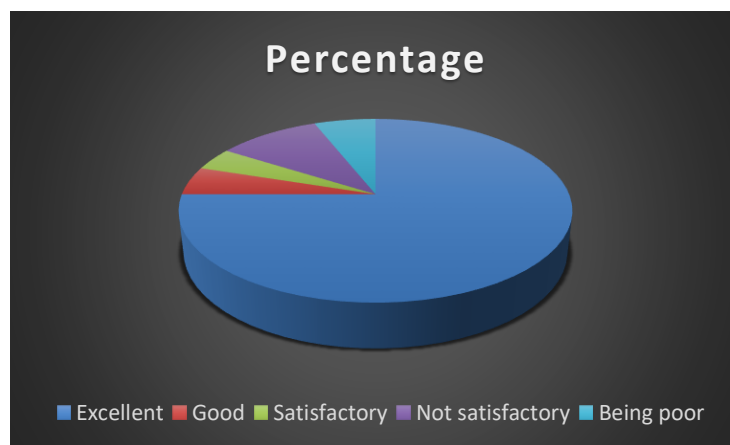
14. How do you Rate the loading of the courses in a semester?

| Rating     | Excellent | Good | Satisfactory | Not satisfactory | Being poor |
|------------|-----------|------|--------------|------------------|------------|
| Percentage | 80        | 5    | 3            | 7                | 5          |



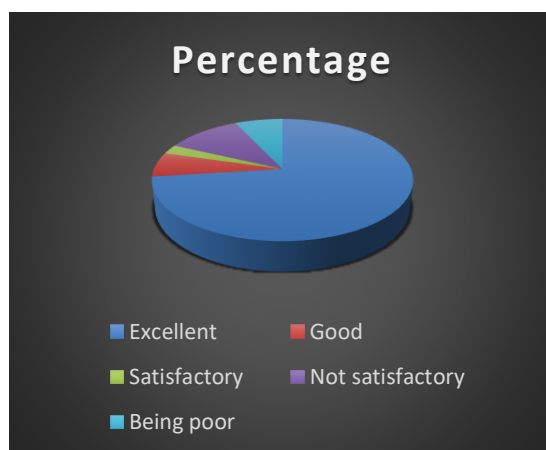
15. How do you rate the evaluation scheme designed for each of the course?

| Rating     | Excellent | Good | Satisfactory | Not satisfactory | Being poor |
|------------|-----------|------|--------------|------------------|------------|
| Percentage | 75        | 5    | 4            | 10               | 6          |



16. How do you rate the objectives stated for each of the course?

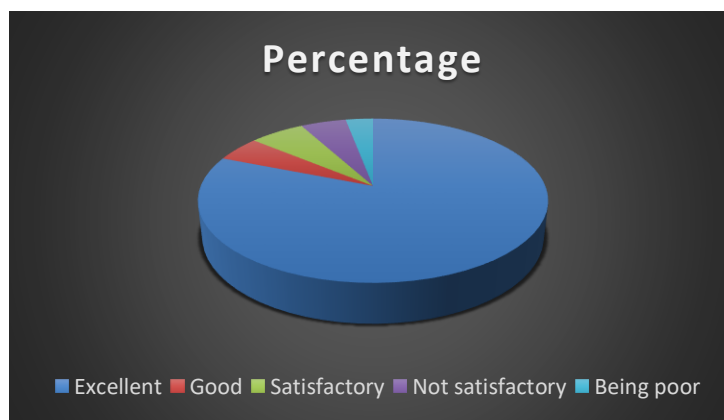
| Rating     | Excellent | Good | Satisfactory | Not satisfactory | Being poor |
|------------|-----------|------|--------------|------------------|------------|
| Percentage | 73        | 6.5  | 2.5          | 11               | 7          |





17. How do you rate competencies expected out of the course?

| Rating     | Excellent | Good | Satisfactory | Not satisfactory | Being poor |
|------------|-----------|------|--------------|------------------|------------|
| Percentage | 81        | 5    | 6            | 5                | 3          |



18 How do you rate the composition of the courses in terms of Agricultural Sciences, Arts & Social Science, Comm. & Mgmt, Legal Studies, Library & Info Sciences, Medical Sciences, Science & Technology, Discipline core, discipline elective, open elective, project etc.?

| Rating     | Excellent | Good | Satisfactory | Not satisfactory | Being poor |
|------------|-----------|------|--------------|------------------|------------|
| Percentage | 78        | 5    | 10           | 4                | 3          |



19. How do you rate the percentage of courses having LAB components?

| Rating     | Excellent | Good | Satisfactory | Not satisfactory | Being poor |
|------------|-----------|------|--------------|------------------|------------|
| Percentage | 52        | 10   | 16           | 12               | 10         |



20. How do you rate the domain used for designing the experiments for the LAB components?

| Rating     | Excellent | Good | Satisfactory | Not satisfactory | Being poor |
|------------|-----------|------|--------------|------------------|------------|
| Percentage | 55        | 11   | 12           | 12               | 10         |

